

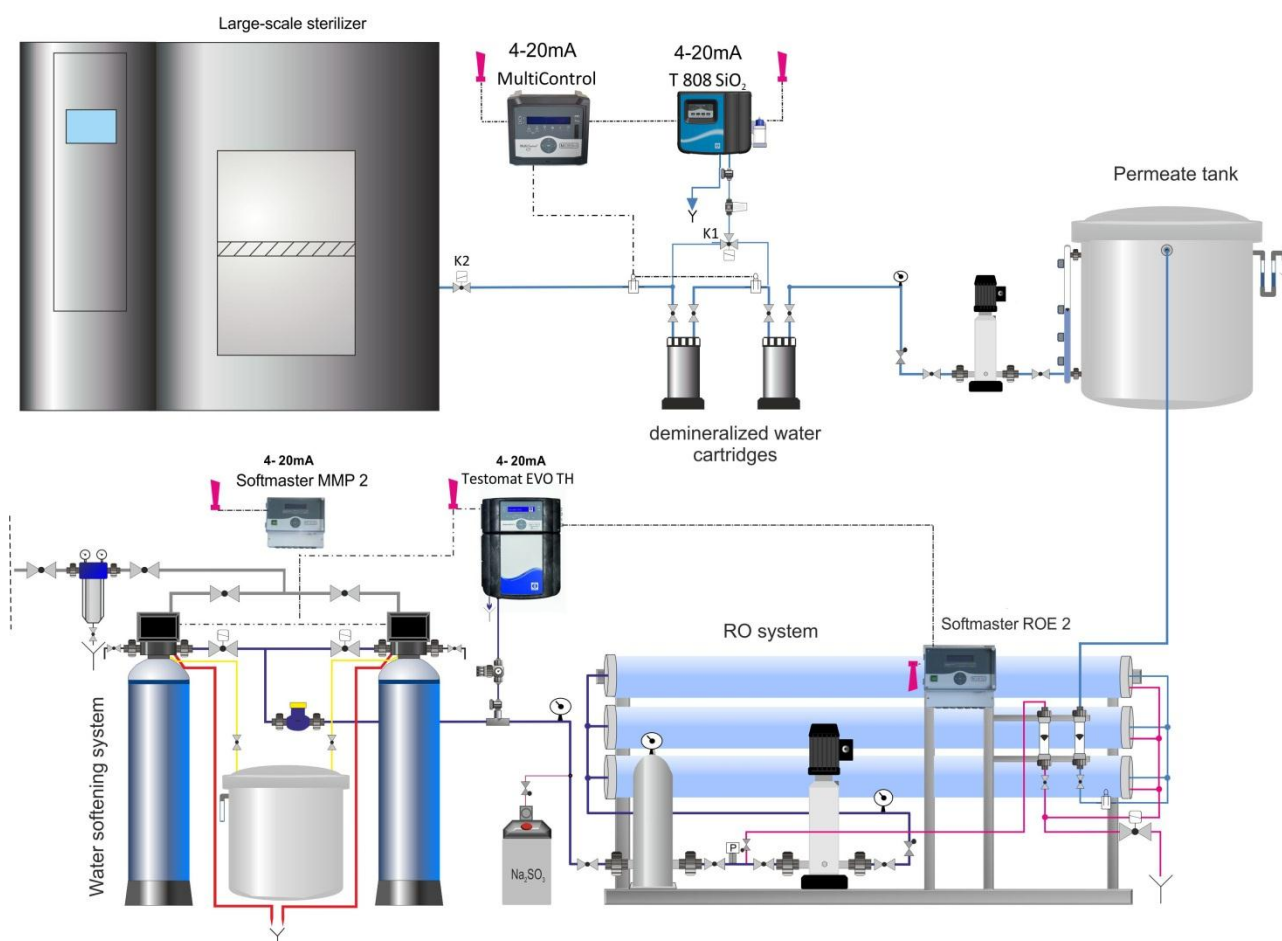
Technical Information

Water Treatment in Hospitals

The sterilisation of surgical instruments now plays a central role when it comes to quality assurance in hospitals. The treatment process is subject to the requirements of the standard DIN EN 285:2016 for steam sterilisation, among others. The steam or water used must not exceed the specified limit values, otherwise deposits and corrosion can occur on the metal surfaces of the instruments. Demineralised water is therefore generally used for the sterilisation process.

This process water (demineralised water) is produced in a water treatment system in the hospital. DIN EN 285 stipulates the following limit values for the boiler feed water:

Conductivity	≤ 5 μS/cm
pH value:	5 – 7
Total hardness	≤ 0,02 mmol/l
Salt content	≤ 10 ppm
Phosphate	≤ 0,5 ppm
Silicate (SiO ₂)	≤ 1 ppm
Chloride	≤ 2 ppm



Schematic representation of water treatment for the central sterilisation

Practical test with the Testomat[®] 808 SiO₂ in hospitals

To meet the need of hospitals for a simple, reliable silicate measuring device, Gebr. Heyl Analysentechnik has developed the Testomat[®] 808 SiO₂. This limit value measuring device can determine silicates in the measurement range from 0.3 to 1.2 ppm and thus corresponds to the specifications of the DIN standard EN 285:2016 for a silicate monitoring device.

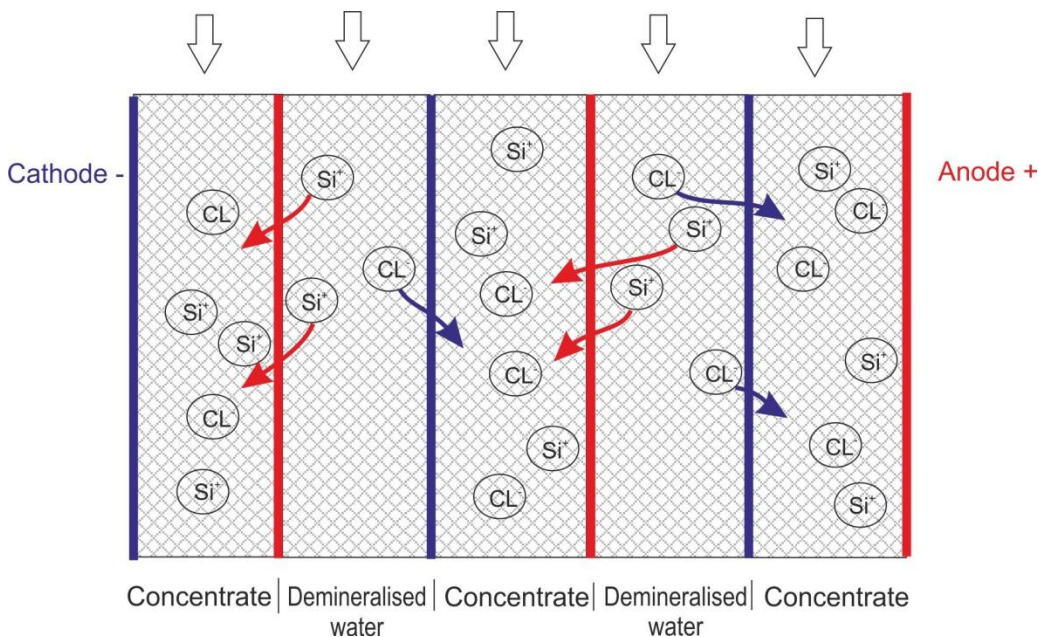
The design development was followed by a practical test over several months in two Hamburg hospitals. The devices passed this successfully.



Measurement value logging during the practical testing of the Testomat[®] 808 SiO₂

The silicate measurements were conducted downstream of an EDI system in the first hospital. The silicate concentration downstream of the EDI system varies with the amperage at the EDI system. If the current is set too low here, however, silicates will break through. Also, if too many hardeners break through the osmosis system, they will become deposited on the membranes in the EDI system and disrupt the ion exchange. The power consumption rises. With a Testomat[®] 808 SiO₂ downstream of the EDI system, a silicate breakthrough is registered immediately and the system can be inspected.

There were no silicate breakthroughs in our practical test.



Schematic representation of the ion flow in an EDI system

The second hospital had conventional water treatment with a dual softening system, a reverse osmosis system and two full demineralisation cartridges (referred to below as filters 1 and 2), as shown in the diagram on page 1.

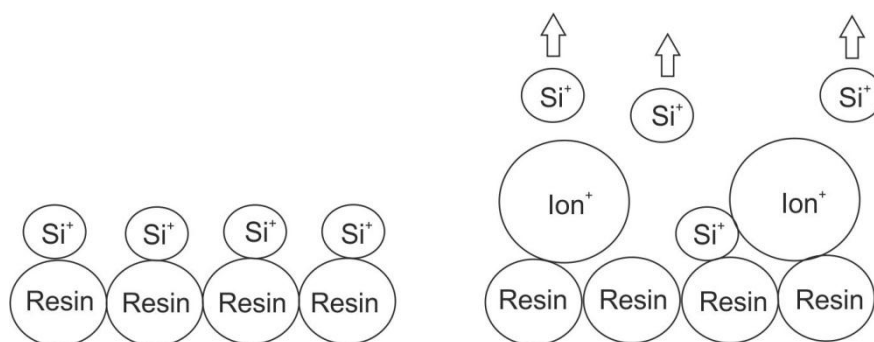
Excessive values of silicate downstream of filter 1 were repeatedly measured here, as the filter capacity was exhausted. In this case, the Testomat® 808 SiO2 automatically switches over to filter 2 (police filter) and signals the breakthrough. This was output via the RS232 interface. A notification via the internal current loop with a fixed value of 8 mA would also have been possible. After the exhausted filter was replaced, the system operated smoothly again with the first filter until the next exhaustion.

The second filter never became exhausted, as the personnel were always informed in good time via limit value indication, with the result that the Testomat® 808 SiO2 did not have to trigger an alarm and stop the supply of process water.

Analysis values at various points in the water treatment.

	SiO2 [ppm]	pH value	Conductivity [μ S/cm]
1. Untreated water sample	17,95	7,8	513
2. Treated water sample	18,45	7,85	492
Downstream of partial desalination	17,89	7,79	504
Downstream of osmosis system	1,76	6,66	10.8
From the concentrate of the osmosis system	57,96	8,36	1606

A conspicuous feature were the repeated breakthroughs by silicate at filter 1, which quickly became exhausted, **although the conductivity was unaffected downstream of the osmosis system.** These breakthroughs can be explained by the fact that larger anions from the osmosis system become deposited on the resin in the filter and suppress the smaller silicate ions which are already bound there. These silicate ions are released and flushed out with the demineralised water.



Schematic diagram of the silicate ion suppression by larger ions

The Testomat® 808 SiO2 registers breakthroughs by silicate ions at an early stage and switches over to the second filter in order to continue ensuring flawless water quality. If the second filter is also exhausted, the Testomat® 808 SiO2 switches off the water supply and issues an alarm.

This analysis method ensures at all times that the limit values of 1 ppm silicate can be complied with and no impermissible silicate values occur in the central sterilisation.

The USB data logger in the Testomat® 808 SiO2 also allows the measurement values to be saved continuously so that they are available for evaluations.

Technical data for the Testomat® 808 SiO₂

Method:	Limit value measuring device
Measurement range*:	0.3 – 1.2 ppm SiO ₂
Mains connection:	230 VAC, 115 VAC or 24 VAC ± 10% 50 – 60 Hz
Power consumption:	Max. 16 VA, without external load
Mains fuse for consumers	Max. 4 A (n , l)
Protection class:	I
Protection type:	IP 44
Ambient temperature:	15 – 25 °C
Current loop:	0/4 - 20 mA, max. burden 500 Ohm
Dimensions:	W x H x D = 364 x 314 x 138 mm With side pocket: 442 x 314 x 138 mm
Weight:	Approx. 4350 g
Other:	The device is power-failure protected
Working pressure:	0,3 – 1 bar / 0,3 x 10 ⁵ to 1 x 10 ⁵ Pa 1 - 4 bar / 1 x 10 ⁵ to 4 x 10 ⁵ Pa depending on design Upwards of 4 to 8 bar a pressure reducer must be used (special accessory)
Water intake:	Ø 6/4 x 1 mm
Water drain:	Ø 6/4 mm
Water temperature:	10 to 40 °C
pH value of the sample:	Between pH 4 – 10.5 The intake water must be clear, colourless and free of undissolved particles
Shelf live indicators	Unopened 1 year, to be used within 6 months after opening

* The device can only be used for molybdenum-reactive silicate, as the limit value is determined using molybdenum-enriched reagents

Contact



Gebrüder Heyl Analysentechnik GmbH & Co. KG
Orleansstr. 75 b
31135 Hildesheim
Germany
Phone: +49 5121 28 933-29
Fax: +49 5121 28 933-67
Website: www.heyhl.de